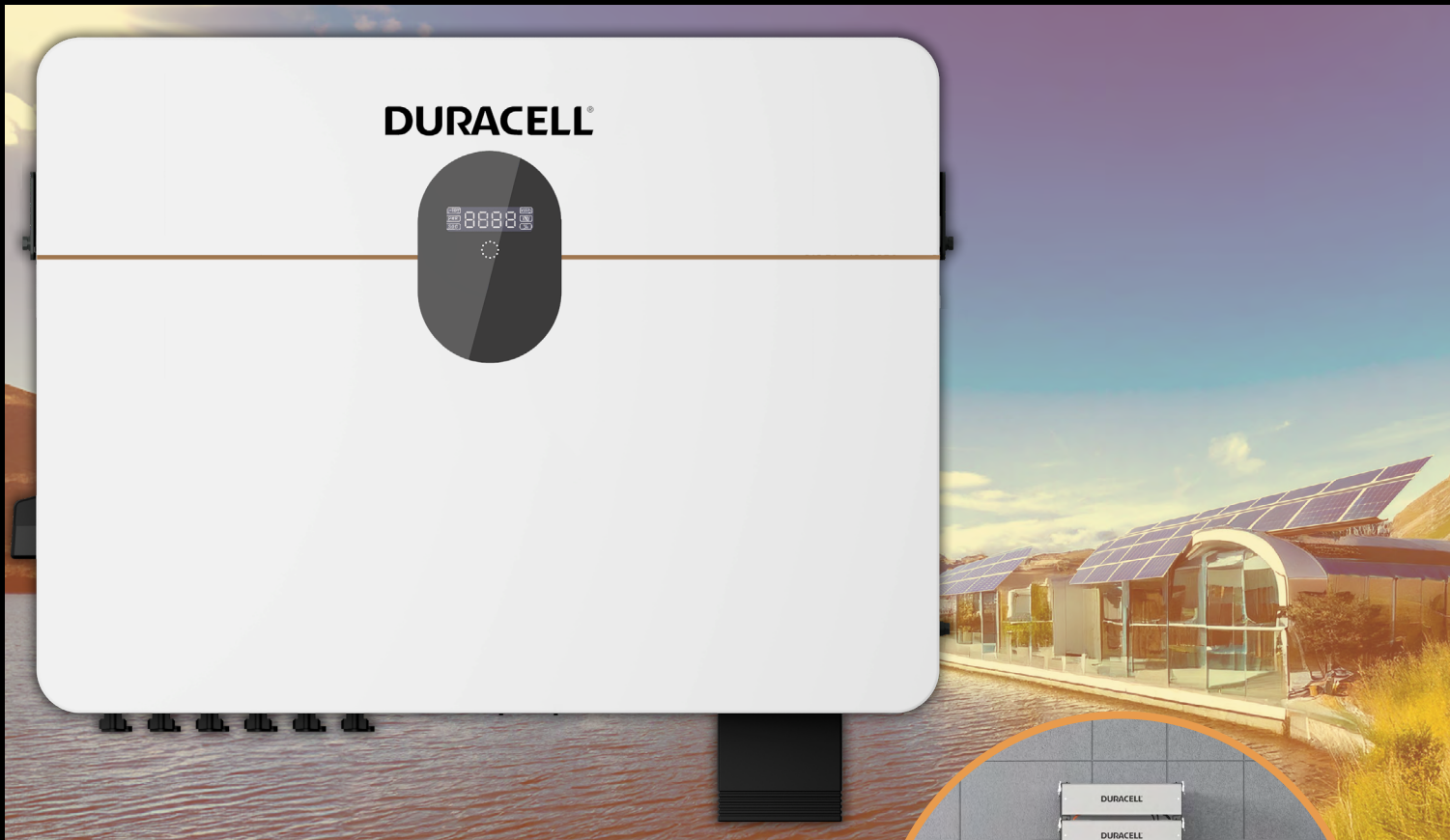


Dura-i (15-50K) HV

Three Phase High Voltage Inverter








**Dura5 HV battery compatible
with Dura-i HV Inverter**



Dura-i HV Inverter

**Model Nos. PD-DH3P-15K-G1
PD-DH3P-20K-G1
PD-DH3P-25K-G1
PD-DH3P-30K-G1
PD-DH3P-40K-G1
PD-DH3P-50K-G1**

Key Inverter Features

-  Lightest 40/50k inverter
-  Up to 100% PV oversize
-  Die cast aluminium enclosure
-  Max efficiency 97.8%
-  Dura5 HV Battery compatible

Dura-i HV Three Phase Inverter - Technical Specification

Product	Dura-i HV Three Phase Inverters 15-50K					
Model No.	PD-DH3P-15K-G1	PD-DH3P-20K-G1	PD-DH3P-25K-G1	PD-DH3P-30K-G1	PD-DH3P-40K-G1	PD-DH3P-50K-G1
PV (input)						
Max. recommended PV array power (Wp)	30000	40000	50000	60000		
Max PV input voltage (V)	1000					
Rated PV input voltage (V)	650					
Start- up input voltage (V)	150					
MPPT voltage range (V)	150-950					
No. of MPPT/Strings per MPPT	3(2/1/1)	3(2/2/1)	3 (2/2/2)			
Max PV input current (A)	64(32/16/16)	80(32/32/16)	96 (32/32/32)			
Max. DC short- circuit current (A)	80(40/20/20)	100(40/40/20)	120 (40/40/40)			
Battery (input/output)						
Battery type	LiFePO4					
Battery voltage range (V)	100-800					
Max. charge/ discharge current* (A)	50/50		60/60		65/65	
Max. charge/ discharge power (W)	20000/15000	20000/20000	24000/24000		26000/26000	
Grid (input/output)						
Max. AC power from grid (VA)	43000W / 43000VA		55000W / 55000VA			
Rated AC output power (VA)	15000	20000	25000	30000	40000	50000
Max . AC output power (VA)	15000	20000	25000	29900	40000	50000
Max . AC output current (A)	22.8	30.3	37.9	45.5	60.6	75.8
Rated AC voltage (V)	3/N / PE, 220 / 380; 230 / 400; 240 / 415					
AC voltage range (V)	270-480					
Rated grid frequency (Hz)	50/60					
Grid frequency range (Hz)	45-55 / 55-65					
Total harmonic distortion (THDi, rated power) (%)	< 3					
Power factor at rated power /Adjustable power factor	>0.99 /0.8 leading to 0.8 lagging					
Backup (output)						
Rated voltage (V)	3 / N / PE, 220 ; 230 ; 240					
Frequency range (Hz)	50 / 60		50/60			
Total harmonic distortion (THDv, rated power, Linear load) (%)	≤2					
Backup switching time (ms)	<10					
Rated output power (off-grid mode) (VA)	15000	20000	25000	30000	40000	50000
Peak output power (off-grid mode)**	25500 W / 25500VA, 10s	32000 W / 32000VA, 10s	36500W / 36500W, 10s	45000W / 45000VA, 10s	60000W / 60000VA, 10s	70000W / 70000VA, 10s
Max. output power (on-grid mode) (VA)	43000 W / 43000 VA		55000W / 55000W			
Max. output current (on-grid mode) (A)	3 x 63		3 x 80			
Efficiency						
Max. efficiency	98.10		98.20		98.20	
European efficiency (%)	97.60		97.80		97.90	

Dura-i HV Three Phase Inverter - Technical Specification

Product	Dura-i HV Three Phase Inverters 15-50K					
Model No.	PD-DH3P-15K-G1	PD-DH3P-20K-G1	PD-DH3P-25K-G1	PD-DH3P-30K-G1	PD-DH3P-40K-G1	PD-DH3P-50K-G1
Protection & Function						
Parallel ***	Primary - Secondary mode					
Surge protection	Type II, DC and AC					
Overvoltage category	II DC and III AC					
Protective class	Class I					
Grid monitoring	Yes					
DC reverse polarity protection	Yes					
Battery input reverse polarity protection	Yes					
Insulation monitoring	Yes					
AC short-circuit protection	Yes					
Residual current protection	Yes					
DC switch (PV)	Yes					
Overheat protection	Yes					
AFCI	OPT					
General Data						
Topology (PV/battery)	Transformerless					
Degree of protection	IP66					
Dimensions (W x H x D) (mm)	615 x 465 x 255					
Weight (kg)	36.5		38	38	39.5	39.8
Mounting method	Wall-mounting bracket					
Operating ambient temperature range (°C)	-25°C - 60°C c					
Allowable relative humidity range (Non-condensing) (%)	0-100					
Cooling method	Natural convection			Fan cooling		
Noise (Typical)	35dB (A)			55dB (A)		60dB (A)
Max. operating altitude (m)	2000					
Display	LED					
Communication	2 x RS485/2 x CAN/WLAN					
DI/DO	4 x DI/2 x DO/DRMO					
DC connection type	MC4 (PV, Max. 6mm ²)					
Battery connection type	Plug and play connector (Battery, Max. 10mm ²)					
AC connection type	OT Terminals (Grid/Backup, Max. 26mm ²)					
Warranty	10 years					

* Depending on the connected battery

** Can be reached only if PV and battery power is sufficient

*** Detail refer to inverters parallel configuration in User Manual

The range of output voltage and frequency may vary depending on different grid codes. Specifications are subject to change without advanced notice. Duracell is a registered trademark of Duracell Batteries BV and Duracell U.S. Operations, Inc., used under license. All rights reserved. Manufactured under license and warranty supported by Puredrive Energy Limited in Toddington, Gloucestershire, UK. NEITHER DURACELL BATTERIES BV, DURACELL U.S. OPERATIONS, INC., NOR ITS AFFILIATES ARE INVOLVED IN THE DESIGN, MANUFACTURE, MARKETING OR DISTRIBUTION OF THE PRODUCTS AND THEY DO NOT MAKE ANY (AND HEREBY DISCLAIM ALL) EXPRESS OR IMPLIED WARRANTIES RELATING TO THE PRODUCTS.

